



merit industries, inc.

TECH NOTES

<http://www.meritind.com>

Date: 10-24-01

Re: Installing the Power On Harness on an ECS Motherboard

The Power-On Harness (SA0356-01) will be located in the corner of the motherboard closest to the CMOS battery. See Figure 1 for location and Figure 2 for a detail of the harness.




FIGURE 1 – LOCATION OF POWER-ON HARNESS ON ECS MOTHERBOARD

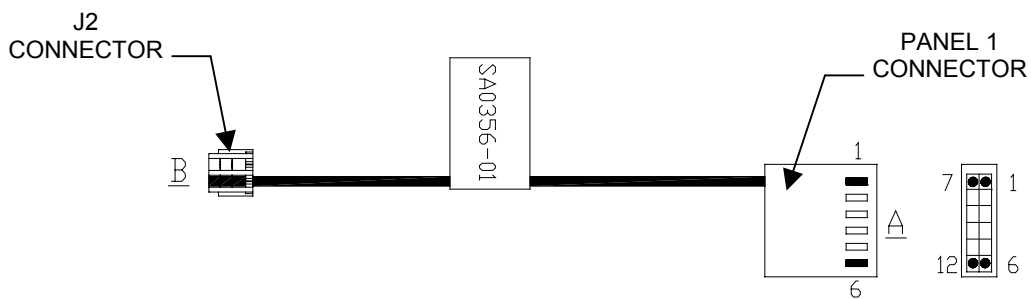


FIGURE 2 – DETAIL OF POWER-ON HARNESS

The harness must be connected in a certain manner in order to function properly. When installed, the wire on the J2 connector must be closest to the CMOS battery. The wire on the Panel 1 connector must match up with PIN 22 on the Panel 1 connector on the motherboard (on the side furthest from the edge of the board). See Figure 3 for connector locations; Figure 4 shows the installed Power-On Harness.




FIGURE 3 – J2 AND PANEL 1 CONNECTORS ON ECS MOTHERBOARD




FIGURE 4 – CLOSEUP OF INSTALLED POWER-ON HARNESS